





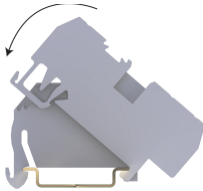




DIN Rail Products









Make your wiring inside your enclosure cleaner




Many products and parts are designed to mount to a DIN rail bracket. Industrial enclosures typically use an industry-standard “top hat” DIN rail that is 35 mm (1.38 in.) wide. Typically, they are quick and easy to install onto the bracket with no tools needed. Parts that can be mounted to a DIN rail mounting bracket include terminals blocks, fuse holders, surge protection, circuit breakers, select power supplies, select sensors, and select peripherals. When you have multiple wires going into the same data logger channel, DIN rail mountable terminals can be used to make the wiring easier and more reliable, ensuring a solid connection to the data logger channel.

	Hardware Type	Why/When to Use
<p>39086 6 in. DIN Rail Mounting Kit</p> <p>Popular</p>	DIN rail mounting kit	Allows multiple DIN rail mountable products to be secured to the enclosure backplate.
<p>39087 10 in. DIN Rail Mounting Kit</p> <p>Popular</p>	DIN rail mounting kit	Allows multiple DIN rail mountable products to be secured to the enclosure backplate.
<p>39088 12 in. DIN Rail Mounting Kit</p> <p>Popular</p>	DIN rail mounting kit	Allows multiple DIN rail mountable products to be secured to the enclosure backplate.
<p>39089 14 in. DIN Rail Mounting Kit</p> <p>Popular</p>	DIN rail mounting kit	Allows multiple DIN rail mountable products to be secured to the enclosure backplate.
<p>39090 20.625 in. DIN Rail Mounting Kit</p> <p>Popular</p>	DIN rail mounting kit	Allows multiple DIN rail mountable products to be secured to the enclosure backplate.

	<i>Hardware Type</i>	<i>Why/When to Use</i>
<p>39207 DIN Rail Mounting Kit for BaroVUE10</p> <p>Popular</p> 	DIN rail mounting kit	—
<p>35690 GRANITE Series DIN Rail Kit for 2 in. Modules</p> <p>Popular</p> 	DIN rail mounting kit	—
<p>35691 GRANITE Series DIN Rail Kit for 3 in. Modules</p> <p>Popular</p> 	DIN rail mounting kit	—
<p>15920 DIN Rail Mountable 3-Wire 4 mm Spring-Loaded Connector</p> 	Terminal block	Sensor connections
<p>28374 DIN Rail Mountable 2-Wire 5.2 mm Screw Connector</p> 	Terminal block	Sensor connections
<p>33251 DIN Rail Mountable 2-Wire 5.2 mm Grounded Screw Connector</p> 	Terminal block	Sensor connections
<p>21329 DIN Rail Mountable 6-Wire 5 mm Spring-Loaded 3-Tier Connector</p> 	Terminal block	Sensor connections; tiers allow multiple connections to be stacked to save horizontal space inside enclosure.
<p>21330 DIN Rail Mountable 6-Wire 5 mm Spring-Loaded 3-Tier Grounded Connector</p> 	Terminal block	Sensor connections; tiers allow multiple connections to be stacked to save horizontal space inside enclosure.

		<i>Hardware Type</i>	<i>Why/When to Use</i>
27479 DIN Rail Mountable 6-Wire 5.2 mm Spring-Loaded 3-Tier Connector		Terminal block	For distributing power inside the enclosure. All connections are internally bonded.
27478 DIN Rail Mountable 6-Wire 5.2 mm Spring-Loaded 3-Tier Grounded Connector		Terminal block	For distributing power inside the enclosure. All connections are internally bonded.
27480 DIN Rail Mountable 2-Wire 8.2 mm Screw Connector		Terminal block	For connecting power into the enclosure or large ground wires from branch circuit.
27481 DIN Rail Mountable 2-Wire 8.2 mm Grounded Screw Connector		Terminal block	For connecting power into the enclosure or large ground wires from branch circuit.
30137 DIN Rail Mountable 2-Wire 5.2 mm Blade-Type Fuse Holder Terminal Block		Fuse holder for Mini-Fit automotive fuses	Fuse block with one input and one protected output
30139 DIN Rail Mountable 4-Wire 5.2 mm Blade-Type Fuse Holder Terminal Block		Fuse holder for Mini-Fit automotive fuses	Fuse/distribution block with one input, one unprotected output, and two protected outputs
31273 DIN Rail Mountable 2-Wire 6.2 mm 24 V Analog Surge Protector		Surge protection	Surge protector for two analog lines with common reference wires
31274 DIN Rail Mountable 2-Wire 6.2 mm 24 V Digital Surge Protector		Surge protection	Surge protector for two digital lines with common reference wires. Also suitable for dc power that is 24 V and below.

	<i>Hardware Type</i>	<i>Why/When to Use</i>
<p>30088 DIN Rail Mountable 15 A Circuit Breaker, Single Pole 17.7 mm UL489</p> 	UL489 circuit breaker	Typically used to protect incoming ac power. Useful for creating a branch circuit for 120 to 277 Vac or 100 Vdc minimum.
<p>27476 DIN Rail Mountable 4 A Circuit Breaker, Double Pole 35.4 mm UL489</p> 	UL489 circuit breaker	Typically used in-line between battery and charge regulator. Branch circuit protector rated at 120 to 277 Vac or 100 Vdc maximum.

For comprehensive details, visit: www.campbellsci.com/din-rail-products 



Campbell Scientific, Inc. | 815 W 1800 N | Logan, UT 84321-1784 | (435) 227-9120 | www.campbellsci.com
 AUSTRALIA | BRAZIL | CANADA | CHINA | COSTA RICA | FRANCE | GERMANY | INDIA | SOUTH AFRICA | SPAIN | THAILAND | UK | [USA](#)