




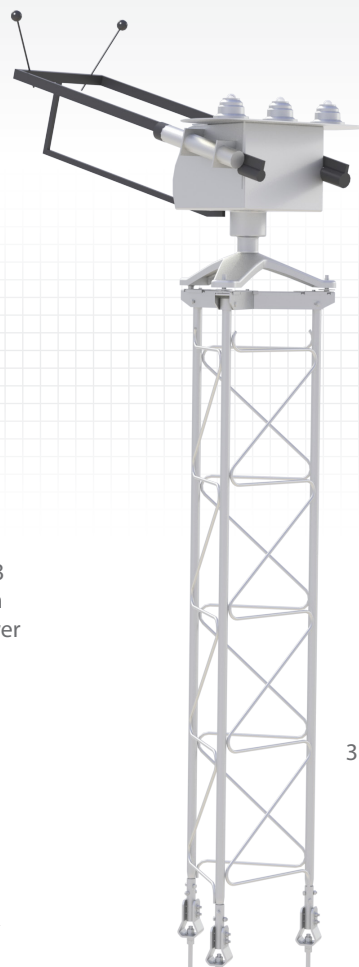
# Sun Tracker Mounting Towers

Part Numbers 31171, 31172, 31173, 31183

pn 31173  
143.5 cm  
(56 in) tower



pn 31183  
97.16 cm  
(38 in) tower



SOLYS 2 Sun Tracker with  
Shade-Ball Assembly on pn  
31172 [190.5 cm (75 in)] tower

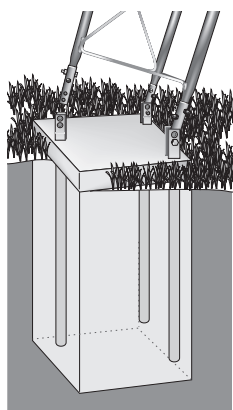
## Overview

Campbell Scientific offers three aluminum, corrosion-resistant sun tracker mounting towers for Kipp & Zonen Solys2, EKO STR-21G, and STR-22G solar trackers. Individual models differ in their length (see Specifications).

## Base Options

Campbell Scientific offers these options for securing the towers to a concrete pad.

- B18 Mounting Base—hinged base makes sensors on the top of the tower easier to access after the tower has been installed.
- J-Bolt Mounting Kit (pn 29529)—brackets on each leg simplifies leveling and allow leveling adjustments after the concrete has set.



The B18's stakes embedded in a concrete pad.

## Specifications

- Material: Hardened Aluminum
- Width on a side: 53 cm (21 in), center to center
- Required concrete pad dimensions: 91 L x 91 W x 122 D cm (36 x 36 x 48 in)

Part Number	Height	Allowable Wind Gusts*
31171	236 cm (93 in)	100 mph
31172	190.5 cm (75 in)	115 mph
31173	143.5 cm (56 in)	129 mph
31183	97.16 cm (38 in)	148 mph

\*Allowable wind gust specification assumes the solar tracker is the only component mounted to the stand (no solar panels or enclosures), 5/8 inch J-bolts are used to secure the stand to the concrete base, which is attached to a concrete footing with a 91.4 cm (36 in) length, 91.4 cm (36 in) width, and 61 cm (24 in) depth.

