




MD485

RS-485 Multidrop Interface



Increases Communication Options

Adds data link possibilities among dataloggers, PCs, and sensors

Overview

The MD485 is an intelligent RS-485 interface that permits a PC to address and communicate with one or more dataloggers over a distance of up to 1200 m. It also supports datalogger-to-

datalogger communication, callback from a remote datalogger, PC-to-printer communications, and digital camera-to-datalogger connections.

Benefits and Features

- › Compatible with most Campbell Scientific dataloggers
- › Can be used with a phone modem or spread spectrum radio to extend the distance between the datalogger and PC
- › Increases the distance allowed between a CCFC or CC5MPX digital camera and a datalogger
- › Communicates at rates up to 115.2 kbps
- › Extends the distance between AVW200 Vibrating Wire Interfaces for situations where wireless communication is impractical
- › Internal buffering ensures that data is not lost during transmission and allows each side to operate at different baud rates
- › Includes gas tubes on the RS-485 ports and a ground lug for better surge protection

Technical Description

The MD485 includes three ports (RS-232, CS I/O, RS-485) for connecting a PC, a datalogger, or another MD485. Any two ports can be used at a time. The MD485 can be configured to provide transparent communications, MD9 emulation, and PakBus® networking. Although

the MD485 can emulate an MD9, the MD485 can not be added to an existing MD9 network. PakBus networking requires the dataloggers to use the PakBus communications protocol. PC400 or LoggerNet software is used to initiate and control the communications link.

Powering the MD485

AC power is typically used at the computer site; a #15966 wall charger is required. At the field site, the MD485 is powered by the datalogger through its CS I/O port. If the MD485 is connected to the datalogger's RS-232 port instead of the CS I/O port, or if the datalogger was purchased before December 1997, a #14291 Field

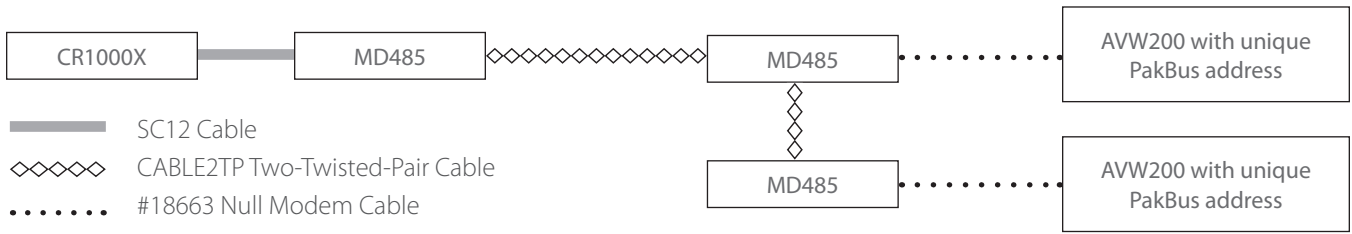
Power Cable is required. Phone-to-MD485 and spread spectrum radio-to-MD485 networks also require a power supply with a null modem port. An A100 adapter used with a PS150 or PS200 power supply provides this capability. The PS150 or PS200 is recharged via a wall charger or a solar panel.

questions & quotes: 435.227.9120

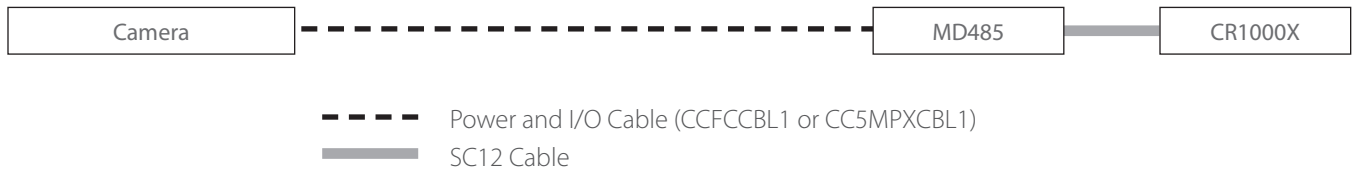
www.campbellsci.com/md485



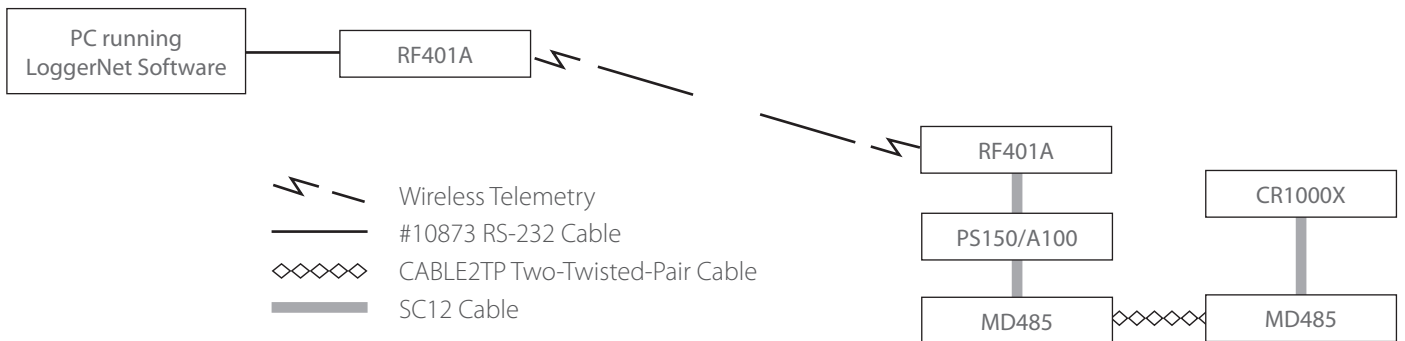
Point-to-Multipoint AVW200-to-MD485 Example



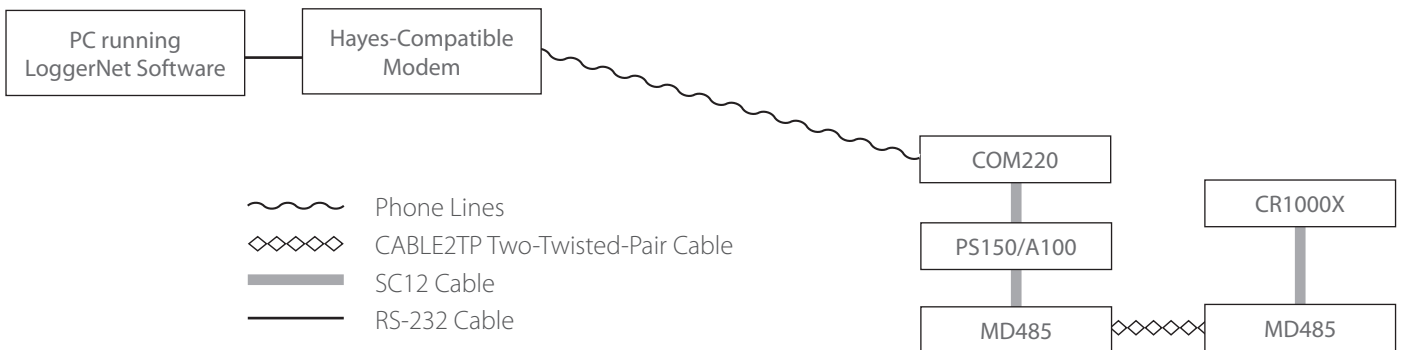
CCFC or CC5MPX Camera-to-MD485 Example



RF401A Spread Spectrum Radio-to-MD485 Example



COM220 Phone Modem-to-MD485 Example¹



Specifications

- › Baud Rate: 1200, 9600, 19.2k, 38.4k, 57.6k, 115.2k bps
- › Voltage: 12 Vdc from datalogger or #15966 wall charger
- › Surge: Complies with IEC61000-4-5, test level 3 (± 2 kV, 2 Ω coupling impedance)
- › View EU Declaration of Conformity document at: www.campbellsci.com/md485
- › Maximum Cable Length: 1219 m (4000 ft)
- › Dimensions: 15.88 x 6.35 x 1.91 cm (6.25 x 2.5 x 0.75 in)
- › Weight: 127.6 g (4.5 oz)

Current Drain

- › Standby Mode: 1.2 mA
- › Communicating: 2 to 7 mA

Power

- › Standby Mode: 14.4 mW
- › Communicating: 24 to 84 mW

ESD

- › Air Discharge: Complies with IEC61000-4-2, test level 4 (± 15 kV)
- › Contact Discharge: Complies with IEC61000-4-2, test level 4 (± 8 kV)

Temperature Range

- › Standard: -25° to $+50^{\circ}\text{C}$
- › Extended: -55° to 85°C

¹If your telephone company has not installed a surge protector, Campbell Scientific recommends connecting either a #6362 or #4330 surge protector to the COM220 phone modem.

²The push button that allows customers to check/edit programmable settings while the MD485 is connected to a computer may not operate at temperatures colder than -25°C .



**CAMPBELL
SCIENTIFIC**

Campbell Scientific, Inc. | 815 W 1800 N | Logan, UT 84321-1784 | (435) 227-9120 | www.campbellsci.com
USA | AUSTRALIA | BRAZIL | CANADA | CHINA | COSTA RICA | FRANCE | GERMANY | SE ASIA | SOUTH AFRICA | SPAIN | UK

© 2004, 2017
Campbell Scientific, Inc.
August 17, 2017