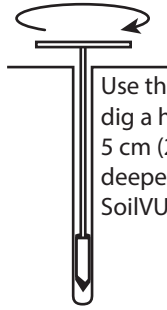




# SoilVUE™

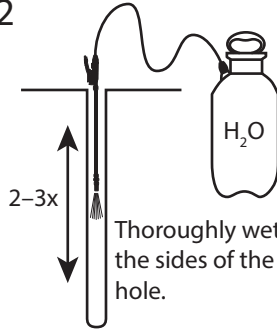


1



Use the auger to dig a hole about 5 cm (2 in) deeper than the SoilVUE length.

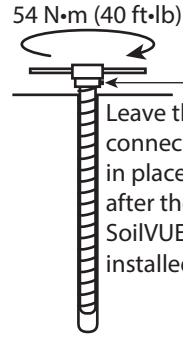
2



2-3x

Thoroughly wet the sides of the hole.

3



54 N·m (40 ft·lb)

Leave the connector cap in place until after the SoilVUE is installed.



## LET'S GO!



**SoilVUE™ information:**  
[www.campbellsci.com/soilvue10](http://www.campbellsci.com/soilvue10)

