



Barometric Pressure Sensors

Resonant silicon technology, silicon capacitance




Rugged, Reliable, and Ready for any Application



Barometric pressure sensors measure fluctuations in the pressure exerted by the atmosphere. The sensors require protection from condensing humidity, precipitation, and water ingress and are

typically housed with the datalogger inside an environmental enclosure. If the enclosure is airtight, the sensor's pressure port must be vented to the atmosphere.

MAJOR SPECIFICATIONS

	Measurement Range	Elevation	Temperature Range	Accuracy	Current Consumption
CS100 Standard Barometer Resides inside weather-proof enclosure 	600 to 1100 mb*	~ 2000 ft below sea level (as in a mine) to 12,000 feet above sea level	-40° to 60°C	±0.5 mb @ +20°C; ±1.0 mb @ 0° to 40°C; ±1.5 mb @ -20° to +50°C; ±2.0 mb @ -40° to +60°C	< 3 mA (active); < 1 µA (sleep mode)
CS106 Wider Pressure Range Resides inside weather-proof enclosure 	500 to 1100 mb	~ 2000 ft below sea level (as in a mine) to 15,000 feet above sea level	-40° to 60°C	±0.3 mb @ +20°C; ±0.6 mb @ 0° to 40°C; ±1.0 mb @ -20° to +45°C; ±1.5 mb @ -40° to +60°C	< 4 mA (active); < 1 µA (sleep mode)
092 Includes Weather-proof Enclosure Commonly used with the WMS100 for wind-farm power performance measurements 	600 to 1100 mb	~ 2000 ft below sea level (as in a mine) to 12,000 feet above sea level	-40° to 55°C	±0.35 mb @ +20°C; ±1.0 mb @ -40° to +55°C	10 mA, typical

*The CS100 is available in special ranges of 500 to 1100 and 800 to 1110; contact Campbell Scientific for more information.

